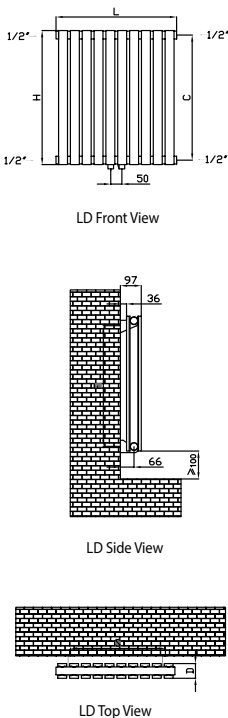

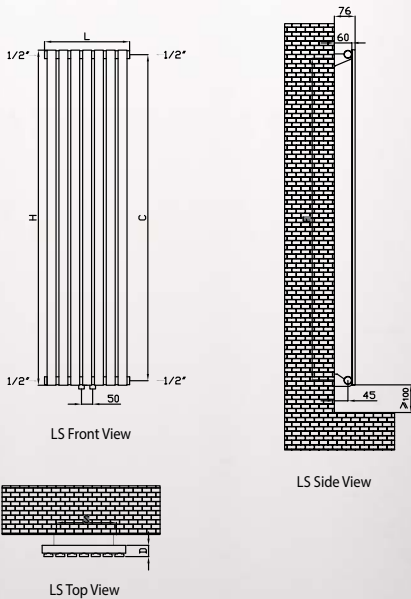


LINEAR VERTICAL

Feel the heat

Linear stands tall and shimmers with reflections in chrome – a stunning focal point that also delivers on heat output. This contemporary radiator can be used throughout the home but with the addition of a towel bar it will enhance any modern kitchen or bathroom.

MODELS SHOWN: RIGHT: LS1507C
RIGHT TOP: LD1809W RIGHT BOTTOM: LD1805B




LINEAR VERTICAL

RAL 9016
B
G
C
10
95°C
C
V
5 YEARS

WHITE BLACK CHARCOAL GREY CHROME WORKING PRESSURE WORKING TEMP. CLOSED SYSTEM MOUNT POS.

Product Name	Height mm	Length mm	Depth mm	Pipe Centres mm	Wall to Pipe Centre mm	Wall to Face mm	Water Content lt	Gross Weight kg	Fuel Options E/H/D	Heat Output ΔT 50		Finish			
										BTU	Watts	White W	Black B	Charcoal Grey G	Chrome C
LS1505	1500	268	48	50-358	45	76	3.3	9.6	E/H/D	1947	570	✓			✓
LS1507	1500	374	48	50-464	45	76	4.6	13.3	E/H/D	2725	798	✓	✓	✓	✓
LS1509	1500	480	48	50-570	45	76	5.9	17.2	E/H/D	3504	1026	✓			✓
LS1805	1800	268	48	50-358	45	76	3.9	11.3	E/H/D	2336	684	✓	✓	✓	✓
LS1807	1800	374	48	50-464	45	76	5.4	15.9	E/H/D	3270	958	✓			✓
LS1809	1800	480	48	50-570	45	76	7.0	20.4	E/H/D	4205	1231	✓	✓	✓	✓
LS2005	2000	268	48	50-358	45	76	4.3	12.3	E/H/D	2595	760				✓
LS2007	2000	374	48	50-464	45	76	6.0	17.3	E/H/D	3634	1064				✓
LS2009	2000	480	48	50-570	45	76	7.7	22.7	E/H/D	4672	1368				✓
LD1507	1500	374	61	50-464	66	97	9.2	28.5	E/H/D	5450	1596	✓	✓	✓	
LD1805	1800	268	61	50-358	66	97	7.8	22.5	E/H/D	4672	1368	✓	✓	✓	
LD1807	1800	374	61	50-464	66	97	10.9	31.5	E/H/D	6540	1915	✓			
LD1809	1800	480	61	50-570	66	97	14.0	40.4	E/H/D	8409	2462	✓	✓	✓	
LD1811	1800	586	61	50-676	66	97	17.1	49.4	E/H/D	10278	3010	✓			
LD2005	2000	268	61	50-358	66	97	8.6	26.7	E/H/D	5191	1520	✓			
LD2009	2000	480	61	50-570	66	97	15.4	48.1	E/H/D	9343	2736	✓	✓	✓	

LINEAR HORIZONTAL

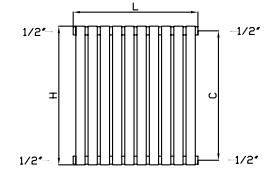


LINEAR HORIZONTAL
WHITE BLACK CHARCOAL GREY WORKING PRESSURE WORKING TEMP. CLOSED SYSTEM MOUNT POS. WARRANTY

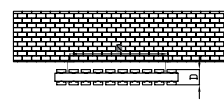
Product Name	Height mm	Length mm	Depth mm	Pipe Centres mm	Wall to Pipe Centre mm	Wall to Face mm	Water Content lt	Gross Weight kg	Fuel Options E/H/D	Heat Output ΔT 50		Finish		
										BTU	Watts	White W	Black B	Charcoal Grey G
LD606	600	321	61	411	66	97	3.2	10.5	H	1869	547	✓		
LD608	600	427	61	517	66	97	4.3	13.7	H	2492	730	✓	✓	✓
LD610	600	533	61	623	66	97	5.4	16.9	H	3114	912	✓		
LD612	600	639	61	729	66	97	6.5	20.1	H	3737	1094	✓	✓	✓
LD614	600	745	61	835	66	97	7.6	23.4	H	4360	1277	✓		
LD616	600	851	61	941	66	97	8.6	26.6	H	4983	1459	✓	✓	✓
LD618	600	957	61	1047	66	97	9.7	29.8	H	5606	1642	✓	✓	✓
LD620	600	1063	61	1153	66	97	10.8	33.0	H	6229	1824	✓	✓	✓
LD623	600	1222	61	1312	66	97	12.4	37.8	H	7163	2098	✓	✓	✓
LD627	600	1434	61	1524	66	97	14.6	43.0	H	8409	2462	✓		
LD631	600	1646	61	1736	66	97	16.7	51.0	H	9655	2827	✓		
LD635	600	1858	61	1948	66	97	18.9	57.1	H	10901	3192	✓		
LD638	600	2017	61	2107	66	97	20.5	62.5	H	11835	3466	✓		

There are many applications for this contemporary horizontal design. Available in white and micro grain metallic black.

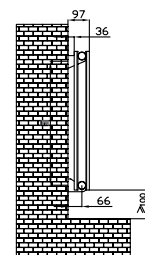
MODEL SHOWN: ABOVE LEFT: LD618W ABOVE RIGHT: LD606W



LD Front View



LD Top View




LD Side View

LINEAR O

Feel the heat

This popular first-generation shape of Linear radiators is available in mirror polished chrome and micro grain metallic red.

MODEL SHOWN: 5L18R



LINEAR O

R RED
 10 WORKING PRESSURE
 95°C WORKING TEMP.
 C CLOSED SYSTEM
 V H MOUNT POS.
 5 YEARS WARRANTY

Product Name	Height mm	Length mm	Depth mm	Pipe Centres mm	Wall to Pipe Centre mm	Wall to Face mm	Water Content lt	Gross Weight kg	Fuel Options E/H/D	Heat Output ΔT 50	
										BTU	Watts
5L18	1800	252	60	342-1750	45-55	85-95	3.1	10.5	H	2380	698